



**Mini Waterproof 360° Speaker
with Bluetooth® Technology
XC-5236
User Manual**

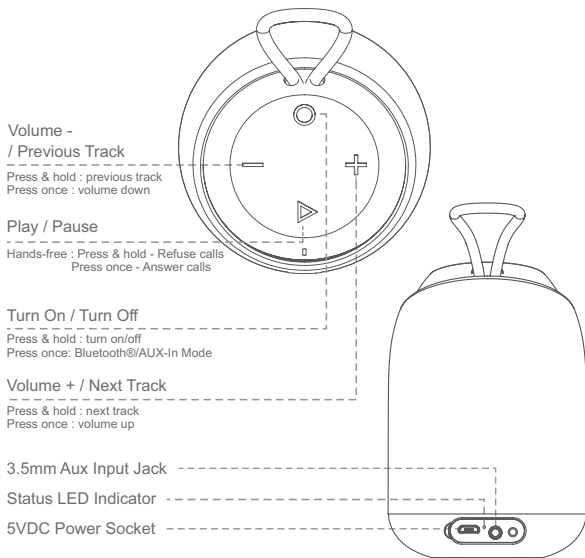
BOX CONTENTS

1 x Mini Waterproof 360° Speaker with Bluetooth® Technology
1 x 3.5mm to 3.5mm Auxiliary Cable
1 x Micro USB Charging Cable

FEATURES

- 360° Surround Sound
- Waterproof
- Rechargeable Battery
- 3.5mm Auxiliary Jack
- Hands-free Calls

PRODUCT DIAGRAM



BLUETOOTH PAIRING

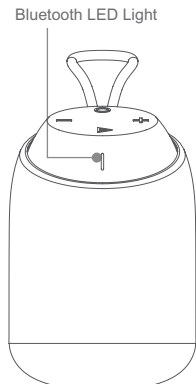
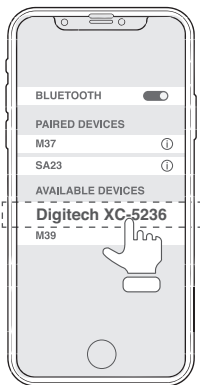
PAIRING

1. Press and hold "⏻" to turn speaker on.
2. The speaker is ready for pairing when the Bluetooth LED indicator is flashing white. Open your smartphone settings and ensure Bluetooth® is enabled. Scan for devices and select **Digitech XC-5236** to pair.
3. Once paired successfully, the power indicator turns white and makes a prompt sound;
4. When there is an incoming call press "▶" button to answer. To hang up, please press "▶" again .

Note:

- (1). If the Bluetooth speaker is low on power it may not maintain a connection to the phone, PC, tablet or other device. Please charge immediately before using.*
- (2). When the audio device is Bluetooth connected, if it exceeds the connection distance over 10M, the signal will be disconnected. When decreasing the distance it will automatically be reconnected.*

BLUETOOTH PAIRING

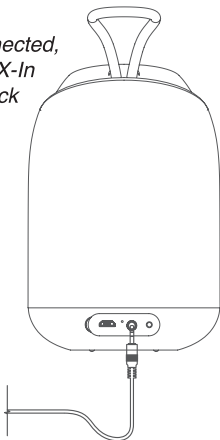


Pairing Name: Digitech XC-5236

3.5MM AUX-IN MODE

1. Connect the 3.5mm to 3.5mm auxiliary cable to the 3.5mm AUX jack located on the rear of the speaker. The LED indicator will be red and will start playing in AUX-IN mode.
2. Incoming calls can't be received while playing in AUX-IN mode.

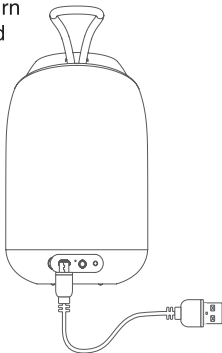
Note: When the 3.5mm AUX jack is connected, the speaker will automatically play in AUX-In Mode. Press the "⊙" button to switch back to Bluetooth® Mode



CHARGING

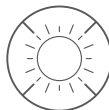
Note: Please use the micro USB cable included for charging.

- (1). The speaker must be turned off before charging.
- (2). Plug the small micro USB plug into the charger port on the rear side of speaker, and the other end of the cable (the standard USB 2.0 plug) into any standard USB port (such as a computer or USB charger).
- (3). The orange LED will automatically turn on while it's charging, when fully charged the LED indicator light will turn off.



SAFETY AND MAINTENANCE

1. Press and hold the “⊙” button for 2 seconds to turn off the device when not in use to preserve the battery.
2. Keep the speaker away from high temperatures to avoid damaging the battery.



SPECIFICATIONS

Bluetooth® Version:	4.2+EDR
Output Power:	4WRMS (5W Power)
Transmission Range:	Up to 10m
Frequency Response:	90Hz-18KHz
Sensitivity:	82±3dB
Speaker:	1.75", 4Ω
IP Rating:	IPX7
Playback Time:	4-8 Hours
Charging Time:	3-4 Hours
Battery:	Li-ion 3.7V, 1200mA
Power:	5VDC, 1A (Micro B USB)
Power Consumption:	500mA (Max)
Dimensions:	117(H) x 77(Dia)mm

Distributed by:
TechBrands by Electus Distribution Pty. Ltd.
320 Victoria Rd, Rydalmere
NSW 2116 Australia

Ph: 1300 738 555
Int'l: +61 2 8832 3200
Fax: 1300 738 500

www.techbrands.com

Made in China