

RESPONSE

Specification

Waterproof , night vision , CCD camera
Shrap colour CCD monitor



Before operating the Monitor, please read this manual thoroughly and keep it for future reference.

Introduction

It is high quality camera for Closed-Circuit Monitoring System. We use the most advance Japanese sensor and technology Drives. The most attractive is waterproof, could use in daylight and night, indoors and outdoors. And it has the following characteristics: high resolution and stability, anti-interference, True colors. It was very convenience to use and fix.

Product features

- Use digital signal transmission chip to control the image
- The built-in image enhancement device. Ultra-clear images
- Built-in IR LED, The color image automatically converted into a black and white figure at low light condition.

- The built-in automatic backlight compensation, automatic gain control, automatic white balance function
- Reverse protection device
- Shell and cover is made by waterproof aluminum alloy
- Waterproof , fogproof, moistureproof
- 0.5M extend cable (Power supply socket , RCA & BNC & 4 PIN connect) optional
- There is no prior notice if the product specification has been changed

Warning

- Do not open the shell to protect you from electricity
- Don't use the wrong power to protect you from electricity or fire

Introduction

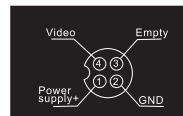
Sensor	SHARP 1/4 CCD
Definition	420 TVL
illumination	0.5Lux IR night vision
Viewing angle	120°
Images	Mirror
System	PAL
Waterproof class	IP67/68, Aluminium alloy shield
Anti-shock class	4G
Power supply	12V DC
Maximum current	< 250mA
Connector	4 pin/RCA
Working temperature	-30°C ~ 70°C
Storing temperature	-40°C ~ 80°C
Dimension	86.5mm*77mm*75mm
Weight	300g
Accessories	Extension cable, hexagon screw, wrench, hood, bracket, user manual

Attention

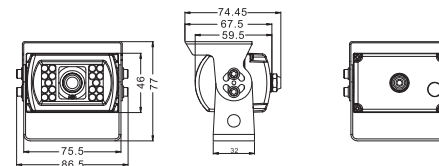
- Keep the lens clean, if not, CDS may can't work
 - Power supply must be DC 12V±10%, if not it will have serious influence to the camera
 - The waterproof function may lose efficacy if you open the shield
 - Do not face toward highlight, it will make the images become invalid
 - Do not clean the lens with high corrosive liquid
 - Do not connect with the wrong line
- Attention: Do not dismounting by yourself, please connect us if the product have any malfunction

Install and connection

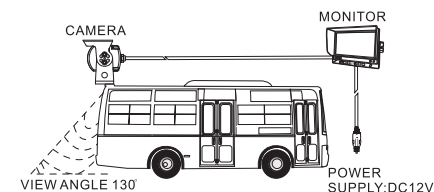
- 4 Pin connect definition



- Camera dimension



- The connect sketch map of back vision



- The connect sketch map of monitoring system

