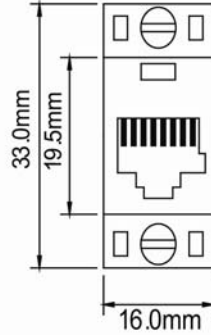
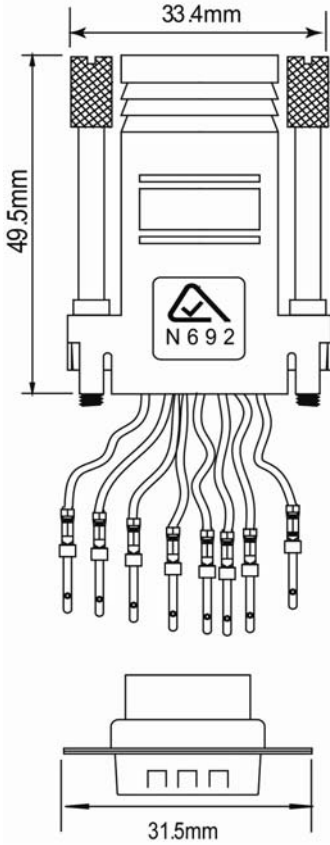


# PRODUCT OUTLINE DRAWING

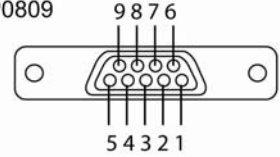
TOP VIEW

SIDE VIEW

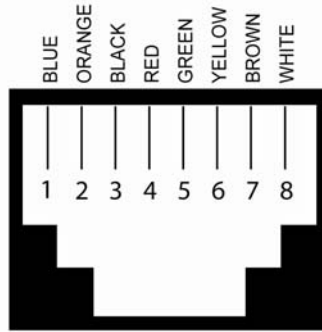
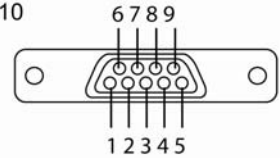
PUSH PINS INTO APPROPRIATE CONTACT HOLE AS SHOWN BELOW.



FEMALE: P0809



MALE: P0810



## PHYSICAL CHARACTERISTICS

DB Casing	DB9
Modular Socket	8P8C

## WIRING CONFIGURATION

Pin No.	PA0906	P0810
1	Blue	Blue
2	Orange	Orange
3	Black	Black
4	Red	Red
5	Green	Green
6	Yellow	Yellow
7	Brown	Brown
8	White	White