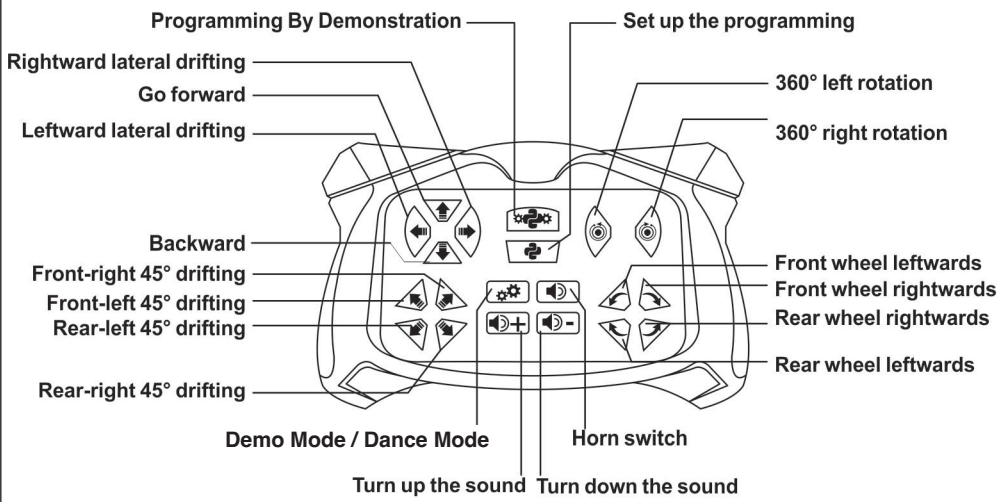


# 1:16 SCALE R/C ROCK CRAWLER WITH LEDS Manual

## Remote Controller



## Set up and demonstrate the programming

### FIRST



Pressing this key, start recording other key actions.

### SECOND



After pressing this button, the stunt car will demonstrate the stunt actions that have been recorded.


(example: after pressing press to record the action, and then press to demonstrate the recorded action.)

### Demo Mode



This function button can automatically demonstrate the dancing mode.


### Go forward



### Front-left 45° drifting




### Backward



### Rear-left 45° drifting



### Leftward lateral drifting



### Front-right 45° drifting




### Rightward lateral drifting




### Rear-right 45° drifting



### 360° left rotation



### Front wheel leftwards



### 360° right rotation



### Rear wheel leftwards



### Horn switch



### Front wheel rightwards



### The volume




Turn up the sound




Turn down the sound

### Rear wheel rightwards



# 1:16 SCALE R/C ROCK CRAWLER WITH LEDS



Distributed by:  
Electus Distribution Pty Ltd  
46 Eastern Creek Dr,  
Eastern Creek NSW 2766 Australia  
Ph 1300 738 555  
Int'l +61 2 8832 3200  
Fax 1300 738 500

[www.electusdistribution.com.au](http://www.electusdistribution.com.au)

