

# 1:16 R/C Rock Crawler with Sideways Drift

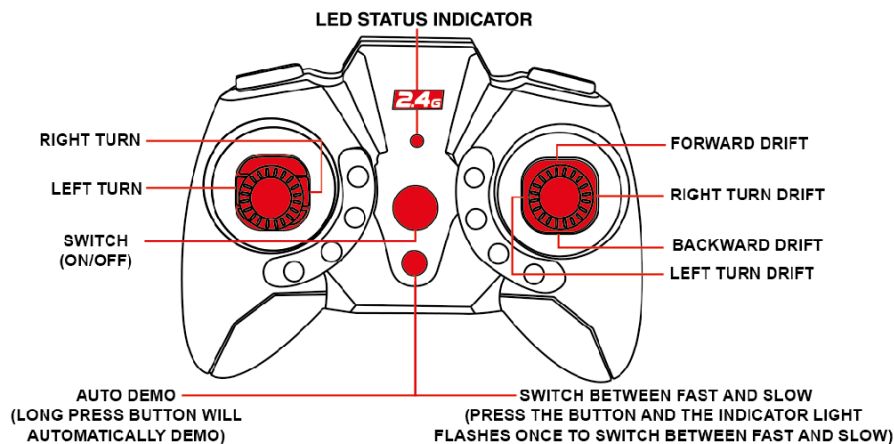
## User Manual

### GT-4260

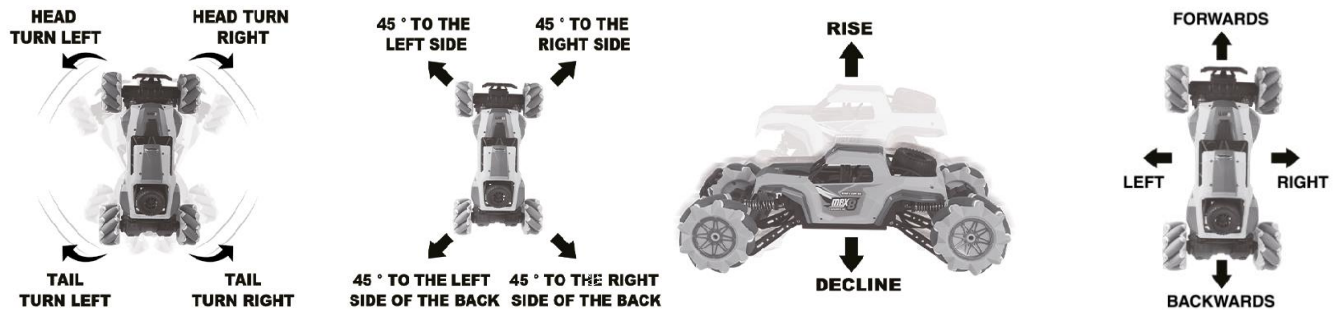
#### Box Contents:

- 1 x 1:16 R/C Drift Crawler
- 1 x Remote Control
- 1 x USB Charging Cable

#### Remote Diagram:

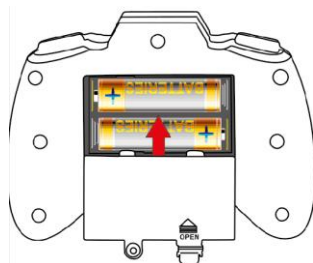


#### Control:



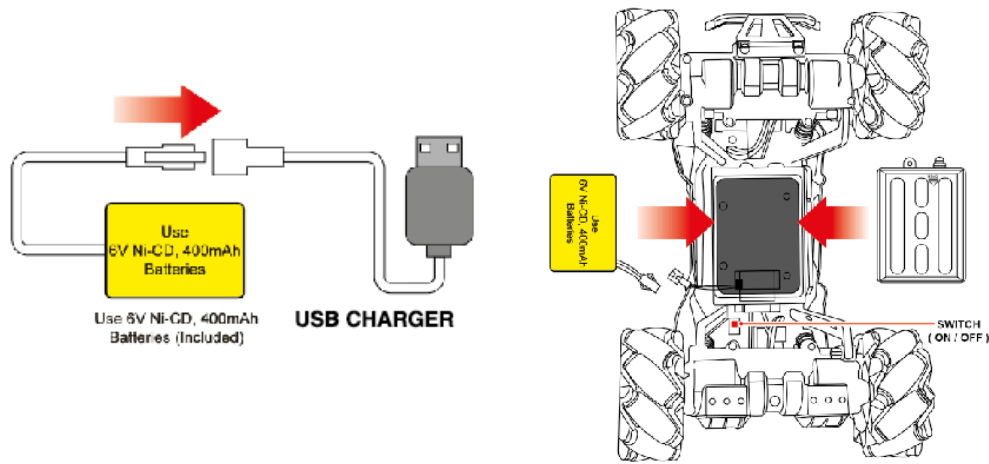
#### Battery Installation:

1. Use a screwdriver to remove the screw on the battery cover of the remote control. Slide off the battery by the direction of the arrow below:
2. Insert 2 x AA alkaline batteries (not included) according to the correct polarity. Place the battery cover back on and tighten the screw back in place.



## USB Charging:

Connect the USB charging cable to a USB charging socket on a computer or USB mains power adaptor; Plug the opposite end of the USB charging cable to the charging socket of the rock crawler. The LED on the USB charging cable will turn off once it's fully charged after 3 hours.



## Battery Safety:

1. Batteries need to be inserted using the correct polarity
2. Do not mix alkaline, zinc carbon or rechargeable batteries together.
3. Do not mix old and new batteries together.
4. Do not short circuit the batteries together.
5. Rechargeable batteries should be charged under adult supervision only.

## Specifications:

Speed: Up to 12km/h

Frequency: 2.4GHz Digital

Remote Control Range: Up to 40m

Play Time: Up to 20 Minutes

Charging Time: Up to 3 Hours

Batteries:

Car: 6V Ni-CD, 400mA (Included)

Remote: 2 x AA (Not Included)

Dimensions: 270(L) x 190(W) x 175(H)mm

Distributed by:  
TechBrands by Electus Distribution Pty. Ltd.  
320 Victoria Rd, Rydalmere  
NSW 2116 Australia  
Ph: 1300 738 555  
Int'l: +61 2 8832 3200  
Fax: 1300 738 500  
www.techbrands.com  
Made in China