



Australian Government
Civil Aviation Safety Authority



FLYING YOUR DRONE FOR FUN?

KNOW THE RULES—FLY SAFE

Congratulations on your purchase

We hope you have fun flying! But before you take off, there are a few things you need to remember for everyone's safety.

CAN I FLY THERE?

Download CASA's free app showing nearby airports, helicopter landing sites, controlled airspace and restricted areas. For other remotely piloted aircraft enquiries, please contact CASA's RPAS Office at rpas@casa.gov.au

droneflyer.com.au

IMPORTANT SAFETY INFORMATION

You must only fly during the day and keep your drone **within visual line-of-sight**.

This means being able to see the aircraft with your own eyes (rather than through a device) at all times.



You must **not fly over or above people**. This could include beaches, parks, events, or sport ovals where there is a game in progress.



You must **not fly your drone higher than 120 metres (400ft)** above the ground.

You must keep your drone at least **30 metres away from other people**.



You must not fly your RPA **over or near an area affecting public safety or where emergency operations are underway** (without prior approval).

This could include situations such as a car crash, police operations, a fire and associated firefighting efforts, and search and rescue.



It is **illegal to fly for money or economic reward** unless you have a drone operators certificate, or you are flying an excluded RPA in the sub-2kg or private landholder category.



You must only fly **one RPA at a time**.



Remember, you must not **operate your drone in a way that creates a hazard** to another aircraft, person or property.

Respect personal privacy
Don't record or photograph people without their consent —this may breach state laws.



You must keep your drone **at least 5.5km away from controlled aerodromes**.

Flying **within 5.5km of a non-controlled aerodrome or helicopter landing site (HLS) is possible**, but only if no manned aircraft are operating to or from the aerodrome. If you become aware of manned aircraft operating to or from the aerodrome/HLS, you must manoeuvre away from the aircraft and land as soon as safely possible.

About Part 101 and Part 102 Rules

For all the information you need about flying your aircraft safely, and within the rules, go to www.caa.govt.nz/rpas.

Everyone flying under the rules in Part 101:



If the maximum takeoff weight – that is, the weight of your aircraft plus any additional gear you have on it, such as a camera – is under 15 kg, you don't need to worry about doing anything other than flying it safely, according to those rules. Most models sold in shops weigh one to three kilograms.



If the maximum takeoff weight is 15 kg to 25 kg, your aircraft must have been constructed, or inspected and approved, then operated, under the authority of a person or association approved by the Director of Civil Aviation. Go to the CAA web site, www.caa.govt.nz/rpas for a list of them.

'Certification' under Part 102 may enable you to fly your aircraft if you cannot fly under the rules in Part 101:

Part 102 is based on the risk of flying operations. Applicants must submit an 'exposition' showing that they have identified the hazards in their operation, and assessed and managed the associated risks. Each application will be considered on its merits – that allows for the wide scope of operations made possible by RPAS.

Once you've decided that you do need to be certificated for your type of operation, we've provided some documents to help you. There's a compliance matrix for both Part 101 and 102, and you will need to complete both to apply for a Part 102 certificate. There's also a sample exposition you can use.

Before you start flying, contact the CAA for advice: rpas@caa.govt.nz.

Additional Information

For all the information you need about flying your aircraft safely, and within the rules, go to:

www.caa.govt.nz/rpas

On that web page, you can also see a list of organisations approved to train you to fly your aircraft safely and within the rules.

For free stuff about airspace – posters, booklets – have a look at the web page above, then email info@caa.govt.nz.

To be notified of any changes or updates to the rules in Parts 101 and 102, go to our Email Notification Service:

www.caa.govt.nz/subscribe

Go to the same place to subscribe to receive a notification when our safety magazine *Vector* is published on the web site.

To learn more about the world of RPAS, and for help with planning your flights, go to the UAV hub, 'Airshare' www.airshare.co.nz.

airshare
YOUR UAV HUB
www.airshare.co.nz

The only official depiction of airspace is in the aeronautical charts available to buy from www.aipshop.co.nz.

There are about 75 model aircraft clubs in New Zealand. You might want to join one to take advantage of local knowledge, learn about safe operating practices, and get a better understanding of rule requirements.

Model Flying NZ, www.modelflyingnz.org, is the longest-established model flying organisation in New Zealand. Contact them for information about having your 15 to 25 kg aircraft inspected and approved to fly; and about gaining the qualification to fly less than 4 km from an aerodrome.



Flying with Control?

Have fun, but remember
it's an aircraft...



CAA
CIVIL AVIATION AUTHORITY
OF NEW ZEALAND
Te Mana Rererangi Tōmatanui o Aotearoa

...and like all other aircraft operators, you need to know some rules, so your aircraft isn't destroyed, and everyone in the air and on the ground gets home safely.

Everyone with a model aircraft, or Remotely Piloted Aircraft System (RPAS, also known as UAVs, UAS, or drones) must fly them according to Civil Aviation Rules, 'Part 101'.

You are flying safely, and according to the rules under Part 101, when you:



Fly the aircraft so it isn't a hazard to other aircraft, property and people.



Fly it only in daylight.



Are able to see the aircraft with your own eyes (eg, not through binoculars, a monitor, or smartphone) or have a second person with you as an observer.



Fly your aircraft no higher than 120 m (400 feet) above ground level.



Avoid flying over people that you do not have consent from.



Have consent from the owner of the land you are flying over.



Have knowledge of airspace, especially restrictions applying in the area you want to fly.



Fly no closer than 4 km from any uncontrolled aerodrome.



Fly your aircraft clear of controlled airspace. Controlled airspace normally extends well beyond 4 km from a controlled aerodrome, and to the ground.



Give way to all manned aircraft.



Have permission from the administering authority (such as the army) to fly in special use airspace (such as a military operating area).



Are flying an aircraft that is no heavier than 25 kg.

This list does not cover all the rules, see:

www.caa.govt.nz/rpas

For your safety, and the safety of others, you are not flying:



Over or near a wildfire.



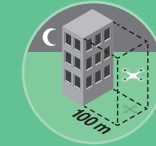
Anywhere near electricity transmission pylons, and wires.

There are a number of exceptions to these rules.



Shielded operation

A shielded operation is a flight where your aircraft is within 100 m of, and below the top of, a natural or man-made object. For example, a building, or a forest of trees.



You *can* fly at night but only in a shielded operation.



You *can* fly your aircraft closer than 4 km from any aerodrome or heliport, provided; your flight is outside the boundary of the aerodrome, is a shielded operation, and in airspace that is physically separated from the aerodrome by a barrier that is capable of stopping the aircraft.

If you are not conducting a shielded operation

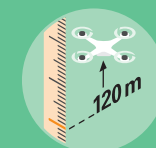
To fly your aircraft closer than 4 km from any aerodrome or heliport, you must have a licence or certificate issued by an approved organisation, or you're under the direct supervision of someone with one, or they have official permission to instruct you about flying your aircraft, **and:**



– In the case of uncontrolled aerodromes, you get agreement from the aerodrome operator and are willing to comply with their conditions, and you have someone else with you to help monitor the flight;



– In the case of controlled airspace, you have authorization from the air traffic control unit responsible for that airspace (go to www.airshare.co.nz to find out how).



In some situations you can fly higher than 120 m above the ground. Get advice from the CAA about how to do this legally. Email rpas@caa.govt.nz.



The owner of many local parks is the local council. Some councils have given blanket consent for people to fly their aircraft over those parks. Check with yours.

DO YOU OWN A DRONE WEIGHING LESS THAN TWO KILOGRAMS?

If so, you can fly your drone (remotely piloted aircraft) commercially, providing you notify CASA and follow the standard operating conditions.

These common-sense rules are designed to keep everyone safe, protecting other people in the air and on the ground.

If you want to operate commercially outside these conditions, you'll need to be licensed.

GAINING YOUR REMOTE PILOT LICENCE (RePL)

Gaining your RePL is a great way to become involved in the commercial RPA sector, with licence holders afforded many additional advantages that non-licensed operators don't get.

FURTHER INFORMATION

If you have any questions about flying your sub-2kg RPA commercially, or have other RPA operational enquiries, please contact CASA's RPAS Office at rpas@casa.gov.au

casa.gov.au/drones



Australian Government
Civil Aviation Safety Authority



**SUB-2KG
COMMERCIAL
SAFETY INFORMATION**

RPAS
REMOVEDLY PILOATED AIRCRAFT SYSTEMS

WHAT YOU NEED TO DO TO GET FLYING

1. Go to the CASA website and notify us **five business days before** flying.

- » To notify CASA, you will need an aviation reference number (ARN). If you do not already have an ARN, you will need to apply for one.
- » Your notification is only valid for 24 months, so you will need to re-notify CASA every two years.

2. Operate within the **standard operating conditions:**



You must only fly during the day and keep your drone **within visual line-of-sight**. This means being able to see the aircraft with your own eyes (rather than through a device) at all times.

You must only fly **one RPA at a time**.



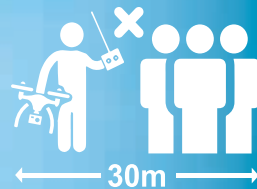
You must **not fly over or above people**. This could include beaches, parks, events, or sport ovals where there is a game in progress.

You must keep your RPA **at least 5.5km away from controlled aerodromes**.

Flying **within 5.5km of a non-controlled aerodrome or helicopter landing site (HLS) is possible**, but only if no manned aircraft are operating to or from the aerodrome. If you become aware of manned aircraft operating to or from the aerodrome/HLS, you must manoeuvre away from the aircraft and land as soon as safely possible.



You must not fly your RPA **higher than 120 metres (400ft) AGL**.



You must keep your RPA at least **30 metres away from other people**.

You must not fly your RPA **over or near an area affecting public safety or where emergency operations are underway** (without prior approval).

This could include situations such as a car crash, police operations, a fire and associated firefighting efforts, and search and rescue.



Remember, you must **not operate your RPA in a way that creates a hazard** to another aircraft, person or property.



Respect personal privacy
Don't record or photograph people without their consent—this may breach state laws.