



WELCOME

Congratulations on purchasing this universal BIG BUTTON remote control. You can now replace your lost or faulty remote.

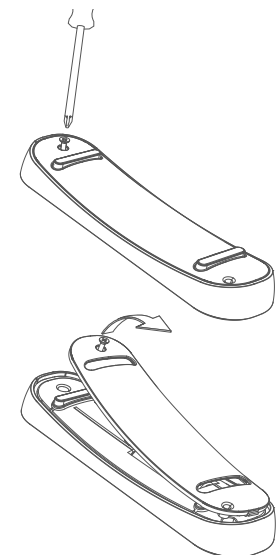
YOUR BIG BUTTON REMOTE

The remote features the most commonly used keys for control of your home entertainment devices.

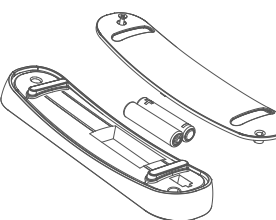
BATTERIES

Inserting the Batteries

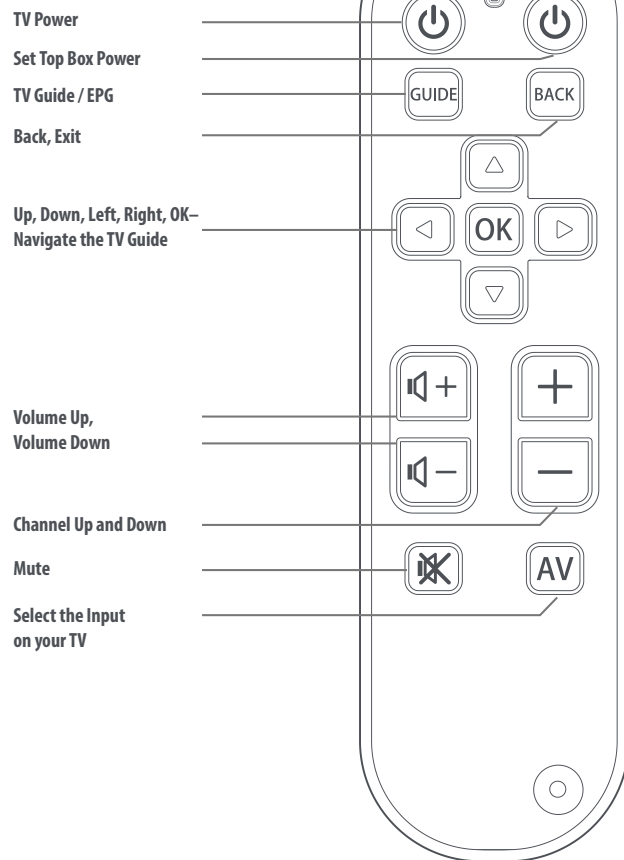
1. Open the battery door.



2. Insert two AAA batteries.



KEY TABLE



HOW TO SET UP YOUR REMOTE

B – HOW TO SET UP USING A CODE

In code list at the back of the manual, you will see that each brand has a list of 5 digit codes per device. The codes all consist of numbers between 1 and 6. When you are asked to enter a code, you can do it using the keys below to represent the numbers.

Key	Name	Digit
	TV Power	1
	Set Top Box Power	2
	Volume Up	3
	Channel Up	4
	Volume Down	5
	Channel Down	6

So for example to enter the code 21656 for a Sony TV you would press **Set Top Box Power (2), TV Power (1), Channel Down (6), Volume Down (5) and Channel Down (6).**



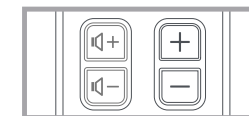
Set up your device by trying codes individually. To do this:

1. Turn on your device (not on standby) and point the TOTAL CONTROL remote towards it.
2. To set up:

TV - hold down TV Power and STB Power until the red LED blinks twice.



STB (CABLE, SATELLITE, FREEVIEW, DVB-T): hold down Volume + and Volume - until the red LED blinks twice.



3. Enter the first 5 digit code listed for your brand using the Power, Channel and Volume Keys to represent the digits. (e.g. 21656 for Sony).

4. The red LED will blink twice

5. Now aim the remote towards your device and press the Power (or Mute*) key.

6. If the device turns off (or mutes*), your remote is ready to use. If not, repeat steps 2-5 with the next code in the list.

* If you find one or more keys do work as you expect, start again at step 2.

AFTER CODE SETUP

COMBI CONTROL

Your TOTAL CONTROL BIG BUTTON Remote can operate up to two devices. If you only set up one device, all keys will operate that device. If you set up a TV and Set Top Box, most keys will operate the Set Top Box, with the exception of the TV Power Key, the Volume Up, Down and Mute, and the AV key.

AV SHIFT

As the AV key is intended to select the input on your TV and most TVs use a menu to select from a list of inputs, when the AV key is pressed and a TV and STB are set up, the Menu Up, Down, Left, Right and OK keys temporarily control the TV. If the OK key is pressed, or no key is pressed for ten seconds, these keys will revert to controlling your Set Top Box.

BRAND CODE LIST

TV:	STB / SAT:	CBL:	TV
Akashi	Alba	Anam	Arctic
Akiba	Allstar	Anam National	Ardem
Akira	All-Tel	Andersson	Arena
Akito	Allure	Anitech	Aristona
Akura	Amitech	Ansonic	ART
	Amstrad	AOC	Art Mito
		Apro	Asberg
		AquaVision	Astra
		Arçelik	Asus
			ATD
			Atec
			Atlantic
			Auchan
			Audiosonic
			Audioworld
			Autovox
			Avtex
			AWA
			Axxion
			Axxon
			Azuki
			Baier

Table with multiple columns listing company names, product codes, and technical specifications. Includes a central 'SAT' label and various company names like Sandstrom, Sansui, Sanyo, etc.

SAT

